

Paparoa Wash Cloth

Wash cloths are super useful in any household. In our household we use them as body cloths, dish cloths, to wipe up messes in the kitchen, and to clean in general. As they are made of cotton it is very easy to wash and reuse them. Simply put them through the wash, making them very eco friendly.

The texture that crochet gives them either a light exfoliating characteristic if you use them on your body, or dirt grabbing capabilities if you use them in a cleaning capacity. Which ever way you chose to use them they are a colourful fun way to add eco friendly and reusable crochet to your household.

Who am I:

This pattern was designed by Charlie van de Graaf and work under the name RibhusLugh.

You can find me on:

instagram @ribhuslughdiscovercrochet

Difficulty and Terminology:

This is an intermediate pattern and uses US terminology.

What You Will Need:

5.0 mm hook

Abbey Road Cotton light blue

Tapestry needle for weaving in ends

Tension:

7 sts/12 rows = 10 cm/4 inches square
in grits (sc,dc)

Sizing:

The wash cloth is 24.5 cm x 24.5 cm.



Abbreviations:

ch - chain

sc - single crochet

dc - double crochet

grit - grit stitch (sc,dc in same stitch)



The Wash Cloth:

ch 35,



Row 1: sc into 2nd chain from hook, dc in next chain, *sk ch, work (sc,dc) into next chain*, repeat * to * til last 2 chains, sk chain, sc into last chain

Row 2: turn,ch1, (sc,dc) in first sc, *sk dc, (sc,dc) onto next sc*, repeat * to * to last 2 chains, sk chain, sc into last chain

Row 3 - 31: turn, repeat row 2

Finishing

Fasten off and weave in ends.



Designer Information:

The designer is Charlie van de Graaf.

Website: www.ribhuslugh.com

Ravelry: www.ravelry.com/designers/charlie-van-de-graaf

Instagram: @ribhuslughdiscovercrochet

Pintrest: www.pinterest.nz/ribhuslugh

Facebook: <https://www.facebook.com/ribhuslugh>

Charlie is a fibre artist living in rural New Zealand who wants to share their passion of crochet. Charlie also runs the RibhusLugh Discover Crochet blog .

Credits:

Photography: Charlie van de Graaf

Graphic Designer: Charlie van de Graaf

Copyright:

© 2021 - RibhusLugh Discover Crochet - Charlie van de Graaf

If you make this item and sell it, please link to my website (ribhuslugh.com) and credit me (Charlie van de Graaf) as the designer. If you wish to post this pattern, please link back to the website.

